


veneer
SERIES

The
CRAFT
OF
SUPERFICIES

600X1200 MM
GSVT



PRODUCT Formats



MATT FINISH

The Matt Carving Effect is one of the best choices for interior and architecture design. The matt carving effect not only provides a depth effect to your surface but also adds a shining effect.

9 MM

600x1200 MM
GSVT

APPLICATION



HOME



HOTEL



RESTAURANT



CLOTHING
SHOP



BUILDING



OLYMPIC



OFFICE



SCHOOL



HOSPITAL



FACTORY



TRAIN



AIRPORT

These are the most common type of surfaces used for your place .



RECTIFIED



MODULAR



ABRASION



FROST
RESISTANCE



CHEMICAL
RESISTANT



FIRE
RESISTANT



ANTIBACTERIAL



IMPACT
RESISTANT



WATER
RESISTANT



RESISTANT
TO BENDING

Here are a few of the main features that make these tiles a practical yet versatile stylish option.

“VENEER SERIES

can better conceal
smudges, stains and dried
water droplets.




ENHANCED BY **PLANK**



AKASA



ELM



TEAK



SAPELE

Akasa has types of heartwood and sapwood. Which is straight-grained grey-brown color.

Elm is one of hardwood and grain similar to or even exceeding that of oak.

Teak wood is found in Burma and Thailand and has been extensively planted elsewhere.

Sapele is mostly found and grown in South East Asia and is a medium reddish-brown hardwood with a marked stripe figure

APRICOT WOOD

SIZE : 600X1200 MM
FINISH : MATT



Random Face : 4



LIVING ROOM



HOTEL



RESTAURANT



CLOTHING
SHOP



BUILDING



OFFICE



SCHOOL



HOSPITAL



FACTORY



TRAIN



AIRPORT

ARGENT WOOD BEIGE

SIZE : 600X1200 MM
FINISH : MATT



Random Face : 4



LIVING ROOM



HOTEL



RESTAURANT



CLOTHING
SHOP



BUILDING



OFFICE



SCHOOL



HOSPITAL



FACTORY



TRAIN



AIRPORT

ARGENT WOOD NATURAL



ARGENT WOOD NATURAL

SIZE : 600X1200 MM
FINISH : MATT



Random Face : 4



LIVING ROOM



HOTEL



RESTAURANT



CLOTHING
SHOP



BUILDING



OFFICE



SCHOOL



HOSPITAL



FACTORY



TRAIN



AIRPORT



ARTIC BRONZE

SIZE : 600X1200 MM
FINISH : MATT



Random Face : 4



LIVING ROOM



HOTEL



RESTAURANT



CLOTHING
SHOP



BUILDING



OFFICE



SCHOOL



HOSPITAL



FACTORY



TRAIN



AIRPORT



BARK MOCA

SIZE : 600X1200 MM
FINISH : MATT



Random Face : 6



LIVING ROOM



HOTEL



RESTAURANT



CLOTHING
SHOP



BUILDING



OFFICE



SCHOOL



HOSPITAL



FACTORY



TRAIN



AIRPORT



BLOSSAM BEIGE

SIZE : 600X1200 MM
FINISH : MATT



Random Face : 4



LIVING ROOM



HOTEL



RESTAURANT



CLOTHING
SHOP



BUILDING



OFFICE



SCHOOL



HOSPITAL



FACTORY



TRAIN



AIRPORT



BOTTEGA BROWN

SIZE : 600X1200 MM
FINISH : MATT



Random Face : 4



LIVING ROOM



HOTEL



RESTAURANT



CLOTHING
SHOP



BUILDING



OFFICE



SCHOOL



HOSPITAL



FACTORY



TRAIN



AIRPORT

ETHINIC BEIGE

SIZE : 600X1200 MM
FINISH : MATT



Random Face : 4



LIVING ROOM



HOTEL



RESTAURANT



CLOTHING
SHOP



BUILDING



OFFICE



SCHOOL



HOSPITAL



FACTORY



TRAIN



AIRPORT

EURO WOOD BROWN

SIZE : 600X1200 MM
FINISH : MATT



Random Face : 6



LIVING ROOM



HOTEL



RESTAURANT



CLOTHING
SHOP



BUILDING



OFFICE



SCHOOL



HOSPITAL



FACTORY



TRAIN



AIRPORT



EURO WOOD CREMA

SIZE : 600X1200 MM
FINISH : MATT



Random Face : 6



LIVING ROOM



HOTEL



RESTAURANT



CLOTHING
SHOP



BUILDING



OFFICE



SCHOOL



HOSPITAL



FACTORY



TRAIN



AIRPORT

GERMAN WOOD

SIZE : 600X1200 MM
FINISH : MATT



Random Face : 4



LIVING ROOM



HOTEL



RESTAURANT



CLOTHING
SHOP



BUILDING



OFFICE



SCHOOL



HOSPITAL



FACTORY



TRAIN



AIRPORT

HERITAGE WOOD



HERITAGE WOOD

SIZE : 600X1200 MM
FINISH : MATT



Random Face : 4



LIVING ROOM



HOTEL



RESTAURANT



CLOTHING
SHOP



BUILDING



OFFICE



SCHOOL



HOSPITAL



FACTORY



TRAIN



AIRPORT

IRIS WOOD BROWN

SIZE : 600X1200 MM
FINISH : MATT



Random Face : 4



LIVING ROOM



HOTEL



RESTAURANT



CLOTHING
SHOP



BUILDING



OFFICE



SCHOOL



HOSPITAL



FACTORY



TRAIN




AIRPORT

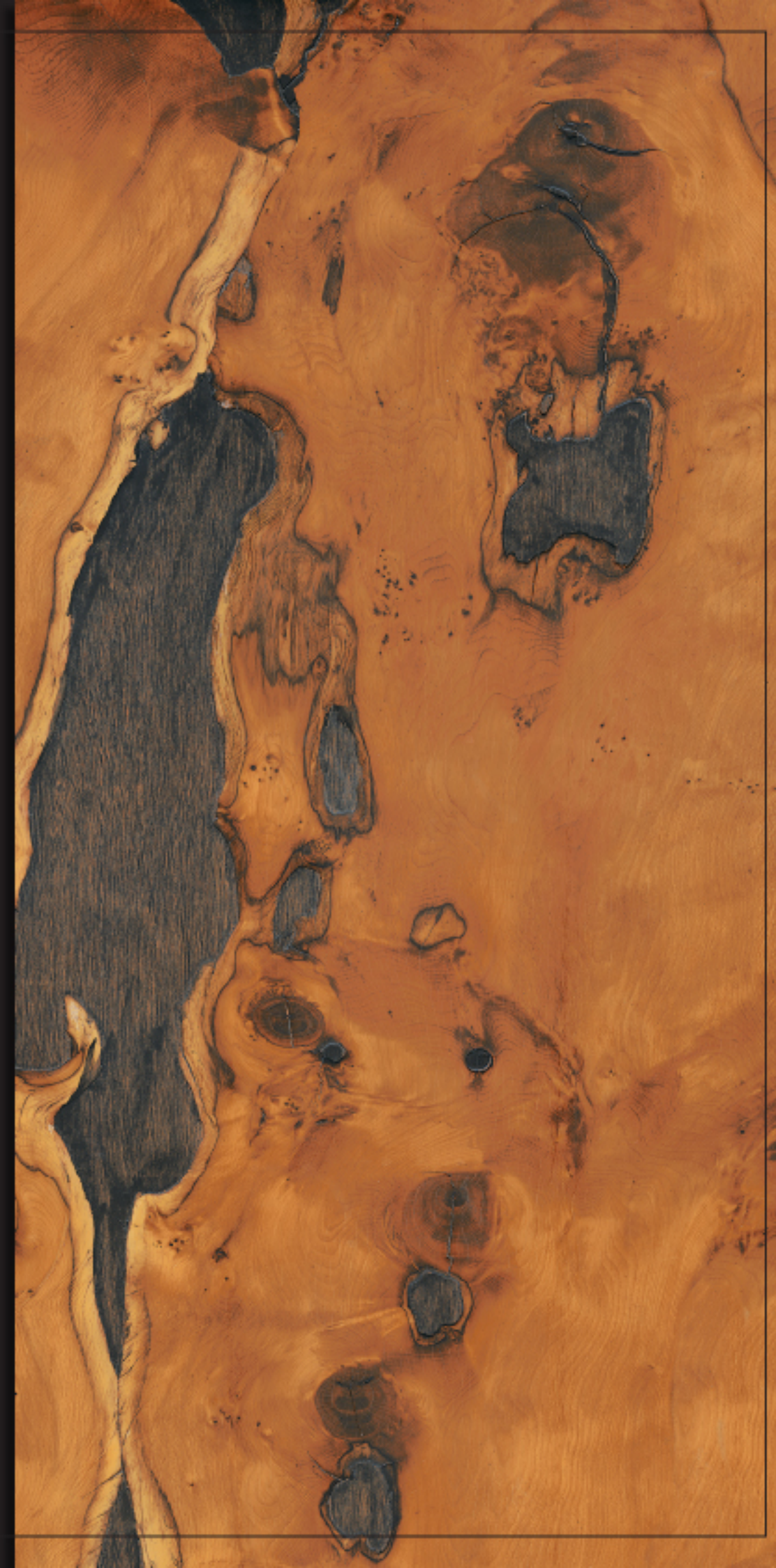


LEMINUM BROWN

SIZE : 600X1200 MM
FINISH : MATT



Random Face : 4



LIVING ROOM



HOTEL



RESTAURANT



CLOTHING
SHOP



BUILDING



OFFICE



SCHOOL



HOSPITAL



FACTORY



TRAIN



AIRPORT

MAPLE WOOD CREMA



MAPLE WOOD CREMA

SIZE : 600X1200 MM
FINISH : MATT



Random Face : 4



LIVING ROOM



HOTEL



RESTAURANT



CLOTHING
SHOP



BUILDING



OFFICE



SCHOOL



HOSPITAL



FACTORY



TRAIN



AIRPORT

MAPLE WOOD GOLD

SIZE : 600X1200 MM
FINISH : MATT



Random Face : 4



LIVING ROOM



HOTEL



RESTAURANT



CLOTHING
SHOP



BUILDING



OFFICE



SCHOOL



HOSPITAL



FACTORY




TRAIN



AIRPORT

MAPLE WOOD NATURAL

SIZE : 600X1200 MM
FINISH : MATT



Random Face : 4



LIVING ROOM



HOTEL



RESTAURANT



CLOTHING
SHOP



BUILDING



OFFICE



SCHOOL



HOSPITAL



FACTORY



TRAIN



AIRPORT

MAPLE WOOD OLIVE

SIZE : 600X1200 MM
FINISH : MATT



Random Face : 4



LIVING ROOM



HOTEL



RESTAURANT



CLOTHING
SHOP



BUILDING



OFFICE



SCHOOL



HOSPITAL



FACTORY



TRAIN



AIRPORT

REZORTA CHERRY

SIZE : 600X1200 MM
FINISH : MATT



Random Face : 4



LIVING ROOM



HOTEL



RESTAURANT



CLOTHING
SHOP



BUILDING



OFFICE



SCHOOL



HOSPITAL



FACTORY



TRAIN



AIRPORT

ROSE WOOD



ROSE WOOD

SIZE : 600X1200 MM
FINISH : MATT



Random Face : 4



LIVING ROOM



HOTEL



RESTAURANT



CLOTHING
SHOP



BUILDING



OFFICE



SCHOOL



HOSPITAL



FACTORY



TRAIN



AIRPORT

ZEBRA WOOD BROWN

SIZE : 600X1200 MM
FINISH : MATT



Random Face : 4



LIVING ROOM



HOTEL



RESTAURANT



CLOTHING
SHOP



BUILDING



OFFICE



SCHOOL



HOSPITAL



FACTORY



TRAIN



AIRPORT



ZIBON WOOD

ZIBON WOOD

SIZE : 600X1200 MM
FINISH : MATT



Random Face : 4



LIVING ROOM



HOTEL



RESTAURANT



CLOTHING
SHOP



BUILDING



OFFICE



SCHOOL



HOSPITAL



FACTORY



TRAIN



AIRPORT

TECHNICAL SPECIFICATION GSVT

TEST DISCRIPTION	STANDARD AS PER IOS-13006/EN177 GROUP B1B	MEAN VALUE OF GSVT
Deviation in length & width	±0.6 %	±0.3 %
Deviation in thickness	±5.0 %	±4.0 %
Straightness in side	±0.5 %	±0.1 %
Rectangularity	±0.5 %	±0.1 %
Surface flatness	±0.5 %	±0.2 %
Color difference	Unaltered	No change
Glossiness	As per mfg.	10-40 (As per surface)
Water absorption	≤ 3 %	≤ 3 %
Modulus of rupture	Min. 35 N/mm ²	Min. 35 N/mm ²
Impact resistance	As per mfg.	Min. 0.55 Porcelain
Surface abrasion resistance	As per mfg.	PEI II-V
MOH's hardness	As per mfg.	Min. 7
Frost resistance	No damage	No damage
Thermal shock resistance	No damage	No damage
Moisture expansion	Nil	Nil
Chemical resistance	No damage	No damage
Stain resistance	Resistant	Resistant
Crazing resistance	As per mfg.	2 Cycle

PACKING DETAIL

Size	600x1200mm
Thickness (approx.)	9.0 mm
Pieces / Box	2 pcs.
Area / Box	1.44 sq. mtr.
Wt./Box (approx.)	29 kgs.